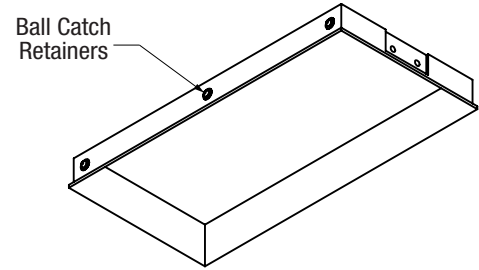
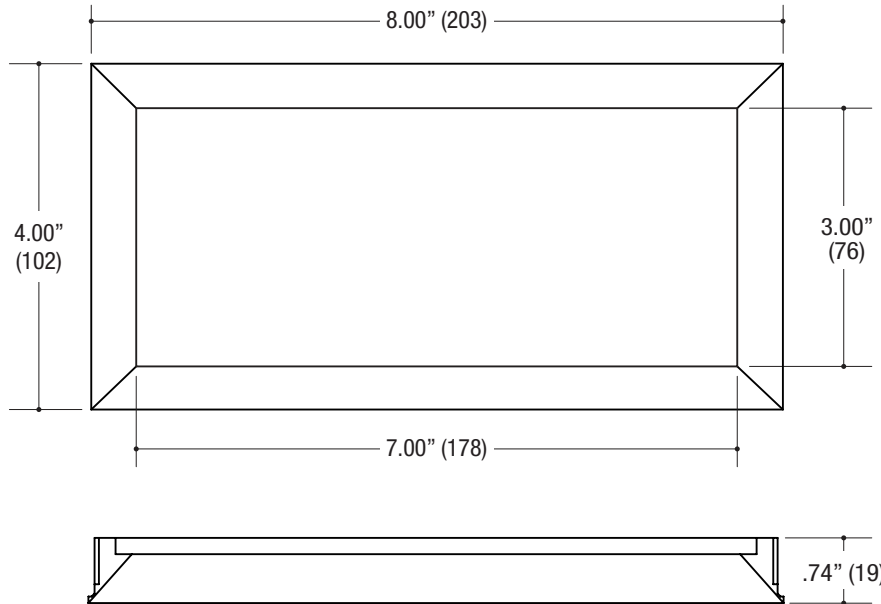


PROJECT	TYPE	CATALOG NUMBER
---------	------	----------------

Measurements in () are metric equivalents.

9704 **RECTANGULAR BEVELED TRIMLESS ACCENT** - The VF150 Series is a family of products that meet and exceed the needs of today's lighting designers and specifiers that are seeking performance. Formed of die-cast aluminum.



Specifications

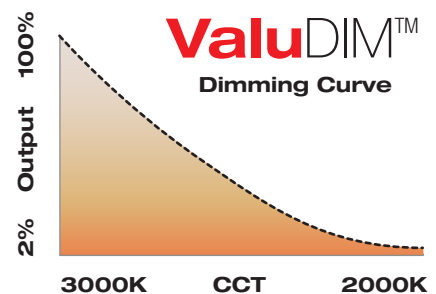
RECTANGULAR TRIMLESS DOWNLIGHT

- Adjustable light output application
- 4.00" x 8.00" beveled die-cast aluminum Accent
- Large 3.00" x 7.00" rectangular aperture
- Trimless insert
- Accepts up to 2 or more optical accessories
- Ball catch retainer for easy trim insertion and removal with safety cable included
- Powder coat finish

ORDERING INFO

TRIM SERIES	TRIM FINISH	OPTIONS
9704 4.00" X 8.00" RECTANGULAR Large Aperture Die-Cast Beveled Accent Trimless Insert	MB Black MW White XX Custom	CL Clear lay-in lens DL Diffusion lay-in lens SHCL Shower rated Clear lay-in lens SHDL Shower rated Diffusion lay-in lens

Example: **9704-MW-CL**



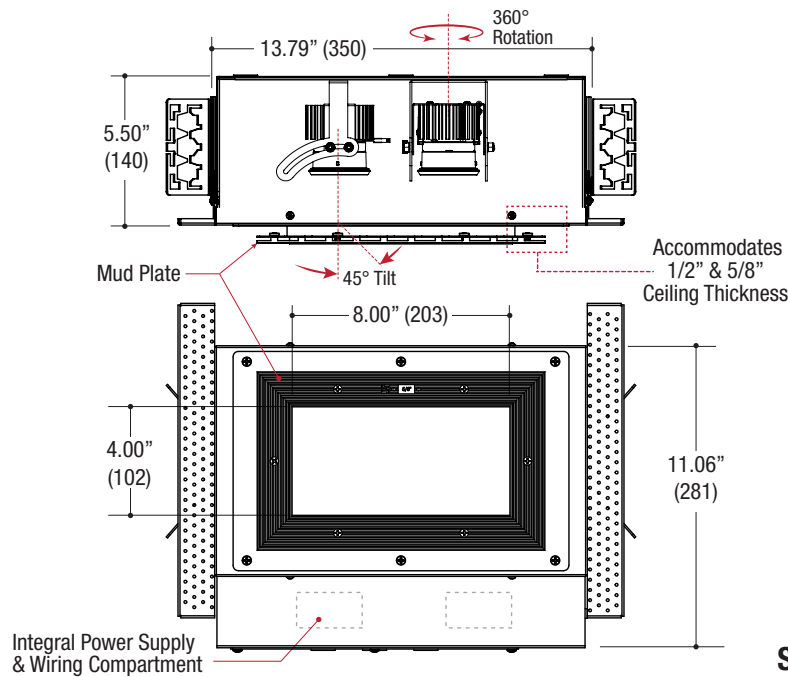
LF Illumination's new **ValuDIM™** warm dimming allows the features of warm dimming technology to be installed in fixtures and price points once thought impossible. The small footprint LED COB design uses many of our standard subassembly components and is compatible with virtually all standard dimming protocols currently available.

The LED itself maintains 95CRI typ (92CRI min) across the usable CCT range of 3000K to 2000K and dims down to around 2% visible light output. ValuDIM™ comes in three standard beam spread offerings of 17° narrow, 25° medium and 38° wide.



5 YEAR WARRANTY
Limited

Measurements in () are metric equivalents.



(HVS-2BA-S)
SMALL SIZED HOUSING
(AD) Adjustable Downlight
(FD) Fixed Downlight (Also available)

Specifications

RECTANGULAR TRIMLESS HOUSING

- Housing of all steel construction
- Adjustable mud plate
- Black powder coat finish
- **Ceiling Cut-out - 6.64" x 10.64"**

ELECTRICAL

- Field-replaceable integral LED driver
- Electrical wiring compartment integrated into housing construction
- Internal thermal protection
- Easy maintenance access through ceiling opening
- Rated for through-branch wiring
- Dimmable

MOUNTING

- Butterfly brackets for commercial installation in drywall and other mud in ceiling types
- Perforated plate adjusts for 1/2" and 5/8" ceiling thickness
- Includes Heavy-Duty **L-Bars™** hanger bar system for residential installation

LABELS

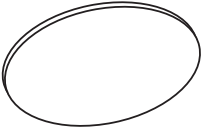
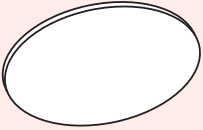
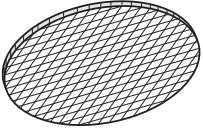
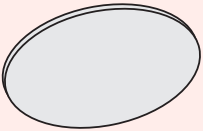
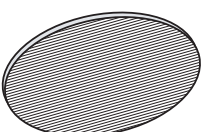
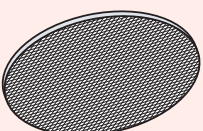
- Suitable for damp location, except when ordered with shower trim - Suitable for wet location
- **Air-Tight / IC Optional**



ORDERING INFO

SERIES	LED MODULE WATTAGE AND INFORMATION	CRI / COLOR	BEAM	HOUSING TYPE	DRIVER	VOLTAGE	OPTIONS
HVS-2BA-S VF150 SERIES Rectangular Trimless New Construction Housing Black finish standard	BRIDGELUX 11L 11W LED / 825lm nom. 16L 16W LED / 1100lm nom.	8027 80CRI / 2700K Bridgelux / CREE 8030 80CRI / 3000K Bridgelux / CREE 8035 80CRI / 3500K Bridgelux / CREE 8040 80CRI / 4000K Bridgelux / CREE 9027 90CRI / 2700K Bridgelux Only 9030 90CRI / 3000K Bridgelux Only 9727 97CRI / 2700K Bridgelux Only 9730 97CRI / 3000K Bridgelux Only	BRIDGELUX N Narrow 20° M Medium 28° W Wide 40° V Very Wide 74°	FD Fixed AD Adjustable	D1 Phase Dimming (120V only) D2 0-10V Dimming (120-277V only) D3 Lutron Hi-lume™ Forward Phase (120V only) D4 Lutron Hi-lume™ EcoSystem™ & 3 wire 1% (120-277V only) DE Lutron Hi-lume™ EcoSystem™ 1% with Soft-On, Fade-to-Black™ 1% (120-277V only)	1 120V U 120-277V	IC Insulated Ceiling EM Remotely Mounted Emergency LED Inverter
	CREE 09C 09W LED / 900lm nom. 14C 14W LED / 1200lm nom.	9527 95CRI / 2700K CREE Only 9530 95CRI / 3000K CREE Only 9535 95CRI / 3500K CREE Only 9540 95CRI / 4000K CREE Only	CREE N Narrow 16° M Medium 28° W Wide 42° V Very Wide 73°				
	ValuDIM™ 15V 15W LED / 810lm nom. 3000-2000K Warm Dimming	9220 92CRI / 3000-2000K Warm Dimming ValuDIM Only	ValuDIM™ N Narrow 17° M Medium 25° W Wide 38°				

Example: **HVS-2BA-S-14C-8027-N-FD-D2-U-IC**

OPTICAL ACCESSORY	DESCRIPTION	LIGHT SOURCE
		MINI / SMALL
		<ul style="list-style-type: none"> • MR16 • CMHMR16 • 50mm LED
	Clear Lens	OPTB-CLR Ø2.00" (51mm) nom.
	Clear Lens - LED Film	OPTB-L-CLR Ø2.00" (51mm) nom.
	UV Lens	OPTB-UVL Ø2.00" (51mm) nom.
	Hex Cell Louver	OPTB-HXL Ø2.00" (51mm) nom.
	Diffusion Lens	OPTB-DFL Ø2.00" (51mm) nom.
	Diffusion Lens - LED Film Diffusion Lens is included on all Luminaires installed with ValuDIM (15C9220) sources	OPTB-L-DFL Ø2.00" (51mm) nom.
	Linear Spread Lens	OPTB-LSL Ø2.00" (51mm) nom.
	Linear Spread Lens - LED Film	OPTB-L-LSL Ø2.00" (51mm) nom.
	Prismatic Spread Lens	OPTB-PSL Ø2.00" (51mm) nom.

* Other filters, colored glass, dichroics & micro-lenses available upon request