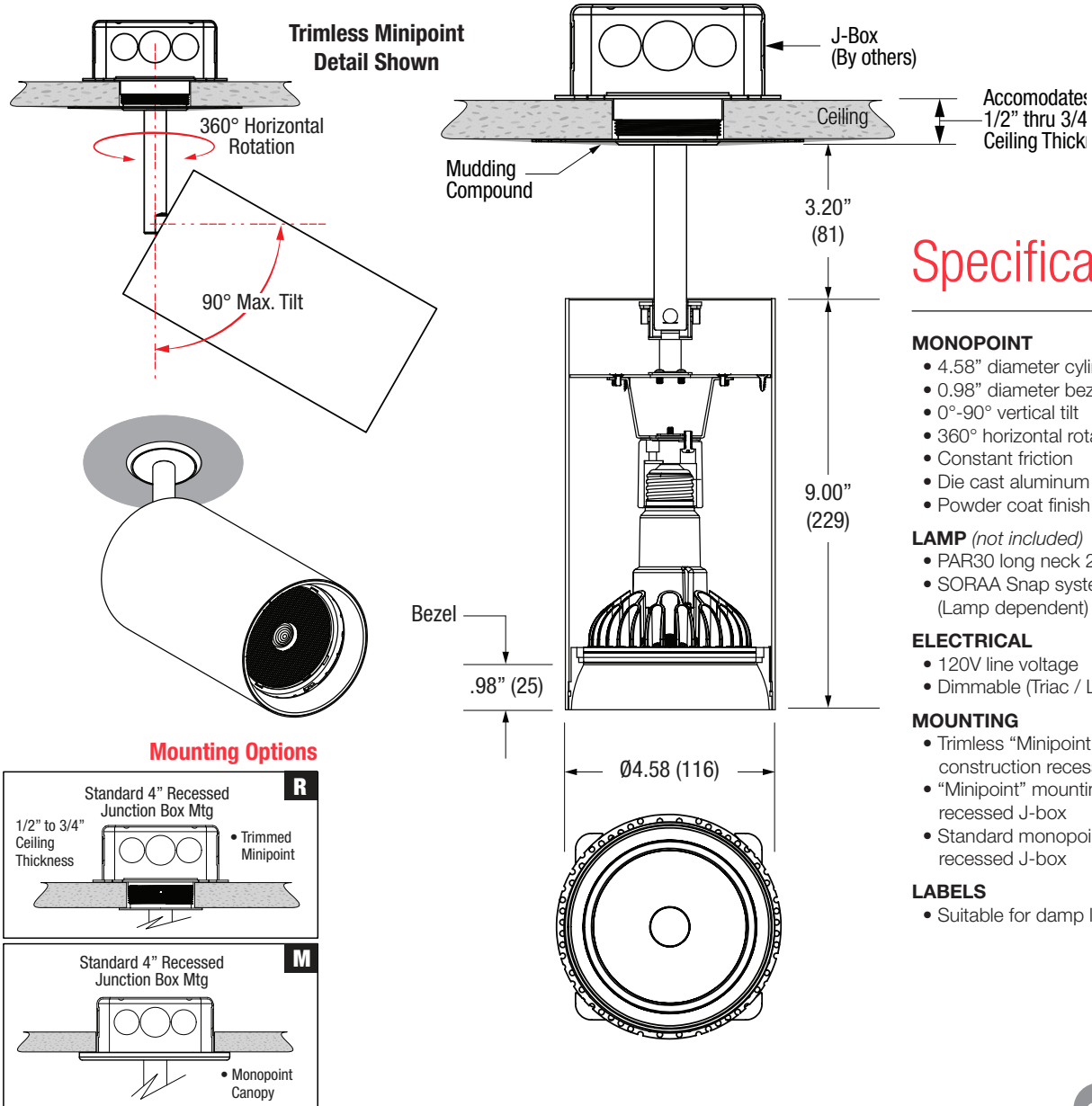


PROJECT	TYPE	CATALOG NUMBER
---------	------	----------------

Measurements in ( ) are metric equivalents.



## Specifications

### MONOPOINT

- 4.58" diameter cylinder shaped trackhead
- 0.98" diameter bezel depth
- 0°-90° vertical tilt
- 360° horizontal rotation
- Constant friction
- Die cast aluminum housing
- Powder coat finish

### LAMP (not included)

- PAR30 long neck 20W max. LED Retrofit
- SORAA Snap system optics compatible (Lamp dependent)

### ELECTRICAL

- 120V line voltage
- Dimmable (Triac / Lamp dependent)

### MOUNTING

- Trimless "Minipoint" mounting for new construction recessed J-box
- "Minipoint" mounting for new construction recessed J-box
- Standard monopoint canopy for surface or recessed J-box

### LABELS

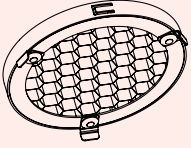
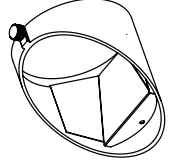
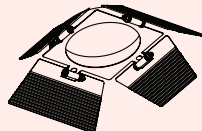
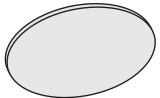
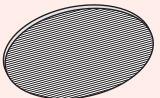
- Suitable for damp location


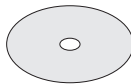









### ORDERING INFO

SERIES	MOUNTING	WATTAGE / LAMP	POWER SUPPLY	VOLTAGE	HOUSING FINISH	BEZEL FINISH
<b>TRA22D</b>	<b>S</b> Trimless Minipoint	<b>020PR30X</b> PAR30 long neck 20W LED Retrofit	<b>NA</b> None - Line	<b>1</b> 120V	<b>W</b> White <b>B</b> Black <b>S</b> Silver	<b>W</b> White <b>B</b> Black <b>S</b> Silver
<b>EMMA Series Cylinder Monopoint</b> Die Cast Aluminum Adjustable Aim	<b>R</b> Recessed Minipoint <b>M</b> Standard Monopoint					

Ordering Example: **TRA22D-S-020PR30X-NA-1-W-S**

OPTICAL ACCESSORY	DESCRIPTION	EF208D / EF408D
		LED
	Hex Cell Louver - Black	OPT-EF208D-HXL
	Wallwash - White	OPT-EF208D-WWWW
	Wallwash - Black	OPT-EF208D-WWBB
	Barn Doors - White	OPT-EF208D-BDWW
	Barn Doors - Black	OPT-EF208D-BDBB
	Diffused Lens	OPT-EF208D-P-DFL
	Linear Spread Lens	OPT-EF208D-P-LSL

OPTICAL ACCESSORY	DESCRIPTION	<ul style="list-style-type: none"> <li>• PAR30</li> <li>• SNAP SYSTEM</li> <li>• SORAA® LED</li> </ul>
	Hex Cell Louver Louver Snap 40° Cutoff	OPTD-SLX30-HXL Ø4.00" (102mm) nom.
	Diffusion Lens LED Film	OPTD-SLX30-L-DFL Ø4.00" (102mm) nom.
	Linear Snap 10° x 36°	OPTD-SLX30-LSL Ø4.00" (102mm) nom.
	Linear Snap 10° x 60°	OPTD-SLX30-LSW Ø4.00" (102mm) nom.
	17° Beam Spreader Snap	OPTD-SLX30-NAR17 Ø4.00" (102mm) nom.
	25° Beam Spreader Snap	OPTD-SLX30-MED25 Ø4.00" (102mm) nom.
	36° Beam Spreader Snap	OPTD-SLX30-WID36 Ø4.00" (102mm) nom.
	60° Beam Spreader Snap	OPTD-SLX30-VWD60 Ø4.00" (102mm) nom.
	1/4 CTO CCT Shifter Snap	OPTD-SLX30-14CTO Ø4.00" (102mm) nom.
	1/2 CTO CCT Shifter Snap	OPTD-SLX30-12CTO Ø4.00" (102mm) nom.
	3/4 CTO CCT Shifter Snap	OPTD-SLX30-34CTO Ø4.00" (102mm) nom.
	Flat Top 36° x 36°	OPTD-SLX30-FT3 Ø4.00" (102mm) nom.
	Clear Lens	OPTD-SLX30-CLR Ø4.00" (102mm) nom.
	Enhance Lens	OPTD-SLX30-ENH Ø4.00" (102mm) nom.
	Aimable Lens	OPTD-SLX30-AIM Ø4.00" (102mm) nom.