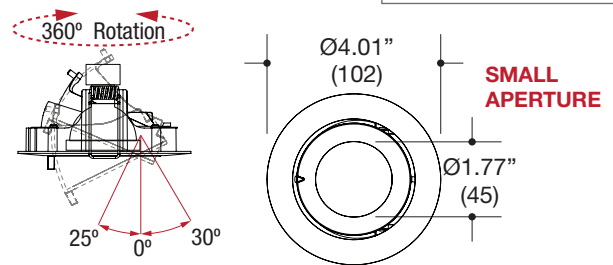
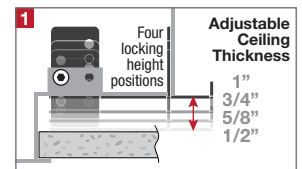
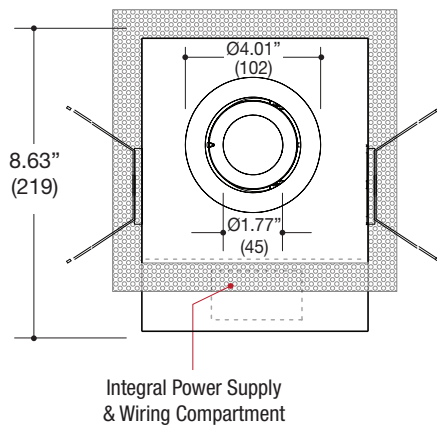
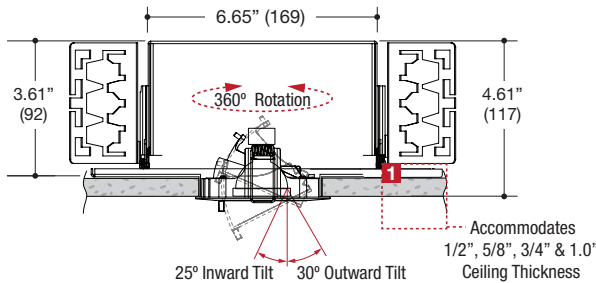


PROJECT	TYPE	CATALOG NUMBER
---------	------	----------------



### ROUND ADJUSTABLE DOWNLIGHT

- 4.01" recessed adjustable downlight
- Die-cast aluminum trim
- 25° inward / 30° outward tilt aiming / 360° rotation
- Tilt & rotation mechanism made of heat resistant thermoplastic
- Powder coat finish

### HOUSING

- All steel construction with powder coat finish
- Air-Tight rated
- **Ceiling Cut-Out - Ø3.00"**

### LAMPS (not included)

- 12V MR16 50W max - Derate Labels Available
- LED Retrofit 15W max - Works with SORAA®
- Accepts up to 2 or more optical accessories dependent on lamp

### ELECTRICAL

- Integral electronic or toroidal transformer
- Electrical wiring compartment integrated into housing construction
- Thermal protection
- Easy maintenance access through ceiling opening
- Rated for through-branch wiring
- Dimmable

### MOUNTING

- Butterfly brackets for commercial installation in drywall, wood, stone, acoustic tile, or other ceiling types
- Perforated plate adjusts for 1/2", 5/8", 3/4" & 1.0" ceiling thickness
- Heavy-Duty **L-Bars™** hanger bar system ordered separately **LF #LBARS4PK**

### LABELS

- Suitable for damp location
  - IC rated / Air-Tight / Title 24 Compliant
- Patent Pending**



### ORDERING INFO

SERIES	WATTAGE / LAMP	POWER SUPPLY	VOLTAGE	FINISH	OPTIONS
<b>6421-1AA-T</b>	<b>020MR16X</b> MR16 20W <b>035MR16X</b> MR16 35W <b>050MR16X</b> MR16 50W	<b>ET</b> Electronic Transformer <b>TT</b> Q-Tran Toroidal Transformer	<b>1</b> 120V <b>2</b> 277V	<b>BB</b> Black <b>WW</b> White	<b>CP</b> Chicago Plenum <b>EM</b> Emergency Relay <b>IC</b> Insulated Ceiling (MR16 15W or 20W)
<b>MICRO ROLLER Recessed</b> Die-Cast Aluminum Trim Adjustable Downlight Trimmed Fixture New Construction Housing	<b>015MR16X</b> MR16 15W LED Retrofit				

Ordering Example: **6421-1AA-T-050MR16X-ET-1-WW-CP**