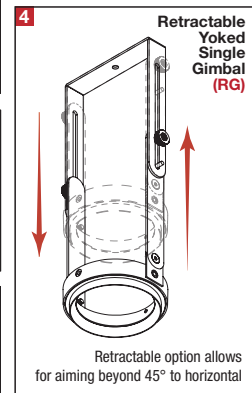
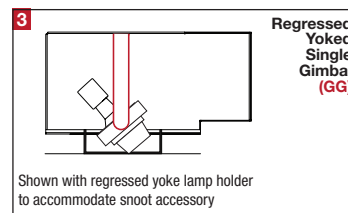
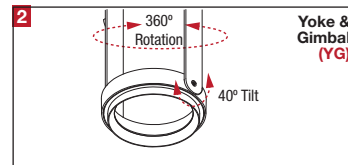
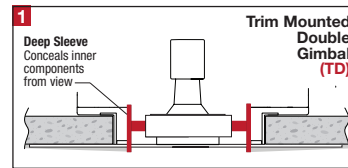
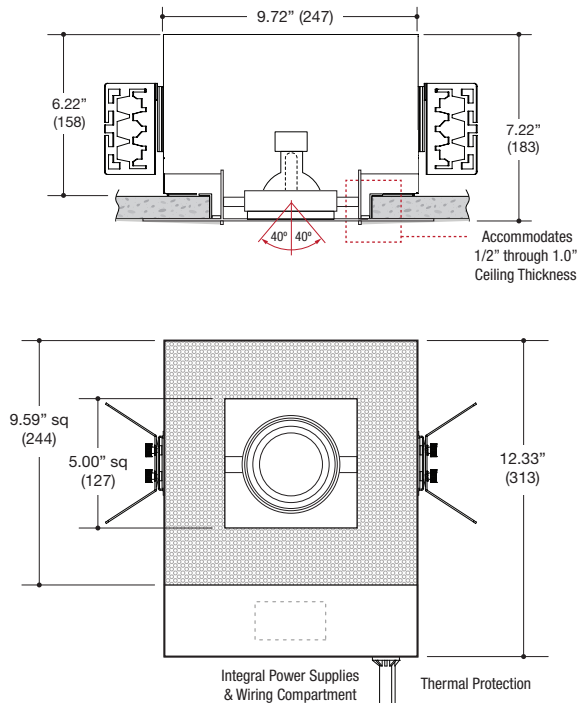


|         |      |                |
|---------|------|----------------|
| PROJECT | TYPE | CATALOG NUMBER |
|---------|------|----------------|



### DESCRIPTION

- One light recessed accent / downlight - medium size
- All steel 18GA construction with powder coat finish
- Trimless insert with 5" x 5" open aperture
- Perforated metal mesh frame for mudding right to the aperture
- Vent holes for cooler operating temperature
- Trimless insert features deep sleeve to conceal inner components
- Insert sleeve removable for maintenance
- **Ceiling Cut-Out - 6.12" x 6.12"**

### LAMPS (not included)

- T4 GU6.5 lamps in 20W or 39W - Derate Labels Available
- Integral aluminum reflectors in narrow, medium, and wide beams
- Accepts up to 2 or more optical accessories, dependent on lamp
- Double gimbal lamp holder with up to 40° x 40° tilt aiming
- Trim mounted double gimbal standard with optional single gimbal flush yoke, regressed yoke or adjusting retractable yoke

### ELECTRICAL

- Integral electronic metal halide ballast
- Electrical wiring compartment integrated into housing construction
- Thermal protection
- Easy maintenance access through ceiling opening
- Rated for through-branch wiring

### MOUNTING

- Butterfly brackets for commercial installation in drywall, wood, stone, acoustic tile, or other ceiling types
- Continuously variable plate adjusts for 1/2" through 1.0" ceilings
- Heavy -Duty **L-Bars™** hanger bar system ordered separately  
**LF #LBARS4PK**

### LABELS


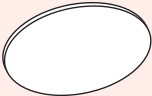


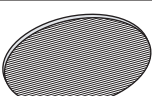

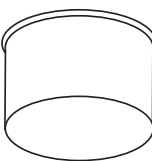
- Suitable for damp location



### ORDERING INFO

| SERIES          | WATTAGE / LAMP   | BEAM  | LAMP ASSEMBLY   | POWER SUPPLY                              | VOLTAGE                        | FINISH   | OPTIONS                  |
|-----------------|--|---|---|---|--------------------------------|--|--------------------------|
| <b>MF31CN-S</b> | <b>020TG65</b> T4 GU6.5 20W<br><b>039TG65</b> T4 GU6.5 39W | <b>N</b> Narrow<br><b>M</b> Medium<br><b>W</b> Wide | <b>TD</b> Trim Mounted Double Gimbal<br><b>YG</b> Yoke Gimbal Flush to Ceiling Line<br><b>GG</b> Regressed Yoked Gimbal*<br><b>RG</b> Retractable Yoked Gimbal<br><br>* Required to enable flush appearance with snoot accessory. | <b>EB</b> Electronic Metal Halide Ballast | <b>1</b> 120V<br><b>2</b> 277V | <b>BB</b> Black<br><b>WW</b> White<br><b>SS</b> Silver<br><b>XX</b> Custom | <b>CP</b> Chicago Plenum |
| <b>MF31CN-S</b> |  |   |   |   |                                |  |                          |

Ordering Example: **MF31CN-S-039TG65N-TD-EB-1-BB-CP**


| OPTICAL ACCESSORY   | DESCRIPTION                     | LIGHT SOURCE   |
|---|---------------------------------|--|
|   |                                 | MEDIUM   |
|   |                                 | <ul style="list-style-type: none"> <li>• PAR20</li> <li>• PAR20CMH</li> <li>• T4GU6.5</li> <li>• 70mm LED</li> </ul> |
|    | Clear Lens                      | OPTC-CLR   |
|    | UV Lens                         | OPTC-UVL   |
|    | Hex Cell Louver                 | OPTC-HXL   |
|   | Diffusion Lens                  | OPTC-DFL   |
|   | Diffusion Lens - LED Film       | OPTC-L-DFL   |
|  | Linear Spread Lens              | OPTBC-LSL  |
|   | Linear Spread Lens - LED Film   | OPTC-L-LSL   |
|  | Prismatic Spread Lens           | OPTC-PSL   |
|  | Snoot - Black                   | OPTC-SNB   |
|   | Snoot - White                   | OPTC-SNW   |
|   | Snoot - Silver                  | OPTC-SNS   |
|   | Snoot - White With Black Splay  | OPTC-SNWB  |
|   | Snoot - Silver With Black Splay | OPTC-SNSB  |

\* Other filters, colored glass, dichroics & micro-lenses available upon request

## LED Performance Chart

### BRIDGELUX

| WATTAGE / LUMENS                 | CRI / COLOR               | BEAM       |
|----------------------------------|---------------------------|------------|
| <b>17L</b> 17W LED / 1700lm nom. | <b>8027</b> 80CRI / 2700K | <b>N</b>   |
| <b>22L</b> 22W LED / 2200lm nom. | <b>8030</b> 80CRI / 3000K | Narrow 22° |
|                                  | <b>8035</b> 80CRI / 3500K | <b>M</b>   |
|                                  | <b>8040</b> 80CRI / 4000K | Medium 43° |
|                                  | <b>9027</b> 90CRI / 2700K | <b>W</b>   |
|                                  | <b>9030</b> 90CRI / 3000K | Wide 58°   |
|                                  | <b>9727</b> 97CRI / 2700K |            |
|                                  | <b>9730</b> 97CRI / 3000K |            |



### CREE

| WATTAGE / LUMENS                 | CRI / COLOR               | BEAM       |
|----------------------------------|---------------------------|------------|
| <b>20C</b> 20W LED / 1800lm nom. | <b>8027</b> 80CRI / 2700K | <b>N</b>   |
| <b>28C</b> 28W LED / 2200lm nom. | <b>8030</b> 80CRI / 3000K | Narrow 14° |
|                                  | <b>8035</b> 80CRI / 3500K | <b>M</b>   |
|                                  | <b>8040</b> 80CRI / 4000K | Medium 30° |
|                                  | <b>9527</b> 95CRI / 2700K | <b>W</b>   |
|                                  | <b>9530</b> 95CRI / 3000K | Wide 40°   |
|                                  | <b>9535</b> 95CRI / 3500K |            |
|                                  | <b>9540</b> 95CRI / 4000K |            |

