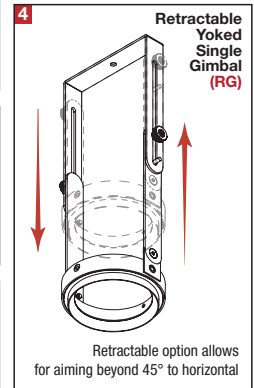
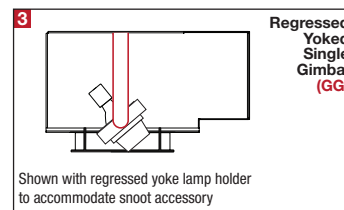
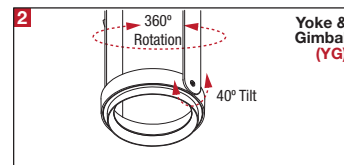
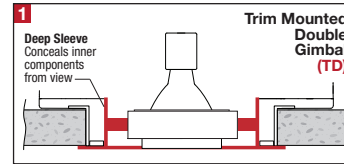
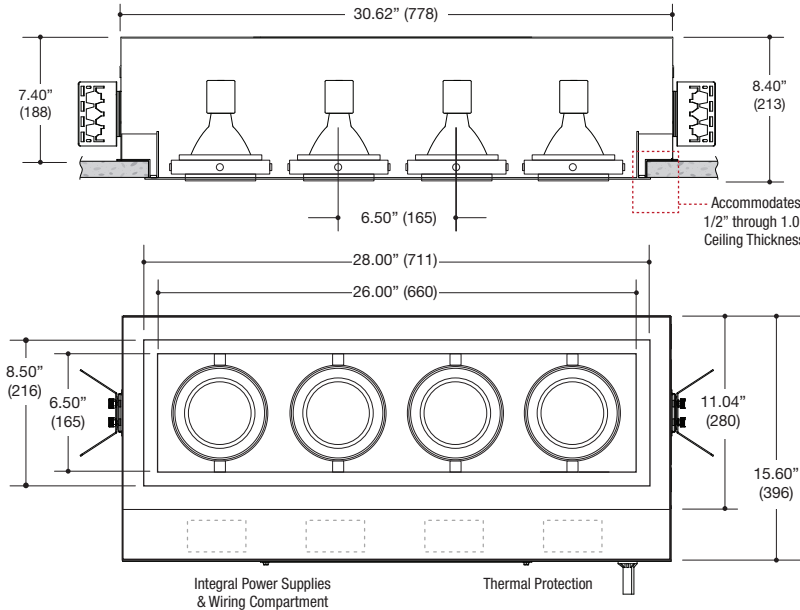


PROJECT	TYPE	CATALOG NUMBER
---------	------	----------------



### DESCRIPTION

- Four light recessed accent / downlight - large size
- All steel 18GA construction with powder coat finish
- 1" Trim flange with 6.50" x 26.00" open aperture
- Trim flange removable for maintenance
- Vent holes for cooler operating temperature
- Trim features deep sleeve to conceal inner components
- **Ceiling Cut-Out - 7.12" x 27.12"**

### LAMPS (not included)

- 120V PAR30 Halogen 75W max - Derate Labels Available
- PAR30MH 20W, 39W or 70W
- PAR30 20W LED Retrofit
- Double gimbal lamp holder with up to 40° x 40° tilt aiming
- Accepts up to 2 or more optical accessories, dependent on lamp
- Trim mounted double gimbal standard with optional single gimbal flush yoke, regressed yoke or adjusting retractable yoke

### ELECTRICAL

- Integral metal halide ballast (no power supply for line voltage lamps)
- Electrical wiring compartment integrated into housing construction
- Thermal protection
- Easy maintenance access through ceiling opening
- Rated for through-branch wiring
- Dimmable (line voltage only)

### MOUNTING

- Butterfly brackets for commercial installation in drywall, wood, stone, acoustic tile, or other ceiling types
- Continuously variable plate adjusts for 1/2" through 1.0" ceilings
- Heavy -Duty L-Bars™ hanger bar system ordered separately  
**LF #LBARS4PK**

### LABELS



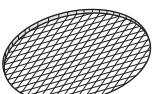



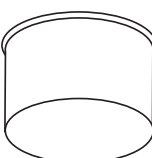
- Suitable for damp location



### ORDERING INFO

SERIES	WATTAGE / LAMP	LAMP ASSEMBLY	POWER SUPPLY	VOLTAGE	FINISH	OPTIONS
<b>MF34DN-T</b>  <b>MULTIFORMS MF300 Series</b> Recessed 4-Light Straight Aperture Adjustable Accent Trimmed Fixture New Construction Housing	<b>040PR30X</b> PAR30 40W max	<b>TD</b> Trim Mounted Double Gimbal	<b>NA</b> None - Line voltage lamps	<b>1</b> 120V	<b>BB</b> Black	<b>CP</b> Chicago Plenum
	<b>050PR30X</b> PAR30 50W max	<b>YG</b> Yoke Gimbal Flush to Ceiling Line	<b>EB</b> Electronic Metal Halide Ballast	<b>2</b> 277V	<b>WW</b> White	
	<b>075PR30X</b> PAR30 75W max	<b>GG</b> Regressed Yoked Gimbal*			<b>WB</b> White Trim / Black Interior	
	<b>020CR30X</b> PAR30MH 20W <b>039CR30X</b> PAR30MH 39W <b>070CR30X</b> PAR30MH 70W	<b>RG</b> Retractable Yoked Gimbal			<b>SS</b> Silver <b>SB</b> Silver Trim / Black Interior <b>XX</b> Custom	
<b>MF34DN-T</b>	<b>020PR30X</b> PAR30 20W LED Retrofit	* Required to enable flush appearance with snoot accessory				

Ordering Example: **MF34DN-T-075PR30X-TD-NA-1-BB-CP**


OPTICAL ACCESSORY	DESCRIPTION	LIGHT SOURCE
		LARGE
		<ul style="list-style-type: none"> <li>• PAR30 / PAR30CMH</li> <li>• T4G8.5</li> <li>• T6G12</li> <li>• AR111 / CDMR111</li> <li>• 111mm LED</li> </ul>
	Clear Lens	OPTD-CLR
	Clear Lens - LED Film	OPTD-L-CLR
	UV Lens	OPTD-UVL
	Hex Cell Louver	OPTD-HXL
	Diffusion Lens	OPTD-DFL
	Diffusion Lens - LED Film	OPTD-L-DFL
	Linear Spread Lens	OPTBD-LSL
	Linear Spread Lens - LED Film	OPTD-L-LSL
	Prismatic Spread Lens	OPTD-PSL
	Snoot - Black	OPTD-SNB
	Snoot - White	OPTD-SNW
	Snoot - Silver	OPTD-SNS
	Snoot - White With Black Splay	OPTD-SNWB
	Snoot - Silver With Black Splay	OPTD-SNSB

\* Other filters, colored glass, dichroics & micro-lenses available upon request

## LED Performance Chart

### BRIDGELUX

WATTAGE / LUMENS	CRI / COLOR	BEAM
<b>22L</b> 22W LED / 2200lm nom.	<b>8027</b> 80CRI / 2700K	<b>N</b> Narrow 17°
<b>34L</b> 34W LED / 2800lm nom.	<b>8030</b> 80CRI / 3000K	<b>M</b> Medium 26°
	<b>8035</b> 80CRI / 3500K	<b>W</b> Wide 52°
	<b>8040</b> 80CRI / 4000K	
	<b>9027</b> 90CRI / 2700K	
	<b>9030</b> 90CRI / 3000K	
	<b>9727</b> 97CRI / 2700K	
	<b>9730</b> 97CRI / 3000K	



### CREE

WATTAGE / LUMENS	CRI / COLOR	BEAM
<b>35C</b> 35W LED / 2970lm nom.	<b>8027</b> 80CRI / 2700K	<b>N</b> Narrow 13°
<b>41C</b> 41W LED / 3350lm nom.	<b>8030</b> 80CRI / 3000K	<b>M</b> Medium 20°
	<b>8035</b> 80CRI / 3500K	<b>W</b> Wide 44°
	<b>8040</b> 80CRI / 4000K	
	<b>9527</b> 95CRI / 2700K	
	<b>9530</b> 95CRI / 3000K	
	<b>9535</b> 95CRI / 3500K	
	<b>9540</b> 95CRI / 4000K	

