

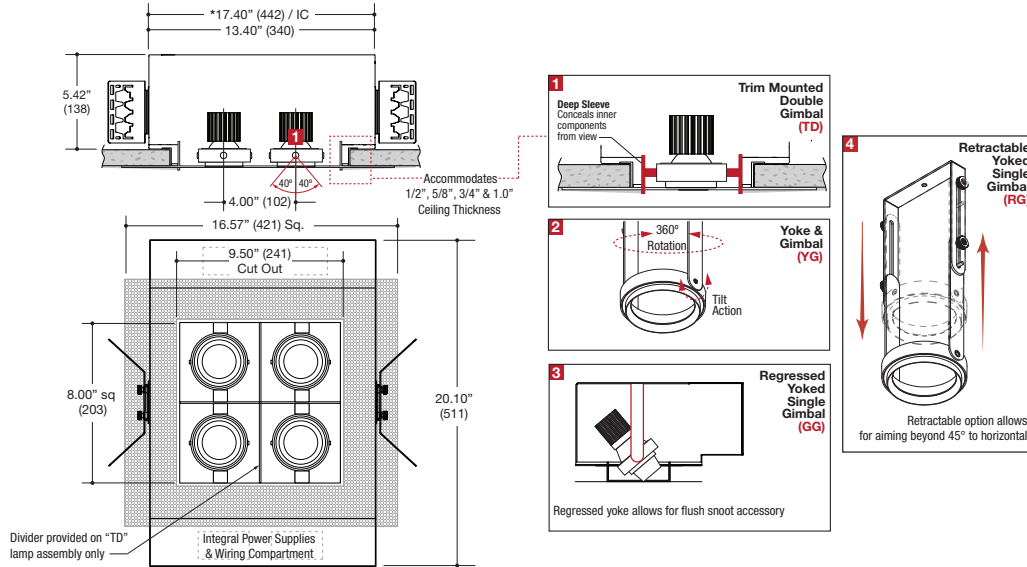
TRIMLESS

LED

SMALL

PROJECT	TYPE	CATALOG NUMBER
---------	------	----------------

Measurements in () are metric equivalents.
* IC housing dimension



DESCRIPTION

- Four light square recessed accent / downlight - Small size
- All steel 18GA construction with powder coat finish
- Trimless insert with 8" x 8" open aperture
- Perforated metal mesh frame for mudding right to the aperture
- Vent holes for cooler operating temperature
- Trimless insert features deep sleeve to conceal inner components
- Insert sleeve removable for maintenance
- **Ceiling Cut-Out - 9.12"x 9.50"**

LED Source

- Field-replaceable integral LED module
- Field-changeable optic
- Bridgelux / CREE / ValuDIM™
- Accepts up to 2 or more optical accessories
- Trim mounted double gimbal standard with optional single gimbal flush yoke, regressed yoke or adjusting retractable yoke

ELECTRICAL

- Field-replaceable integral LED driver
- Electrical wiring compartment integrated into housing construction
- Thermal protection
- Easy maintenance access through ceiling opening
- Rated for through-branch wiring
- Dimmable

MOUNTING

- Butterfly brackets for commercial installation in drywall and other mud in ceiling types
- Perforated plate adjusts for 1/2", 5/8", 3/4" & 1.0" ceiling thickness
- Heavy duty **L-Bars™** hanger bar system ordered separately **LF #LBARS4PK**

LABELS

- Suitable for damp location



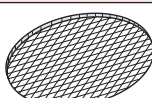
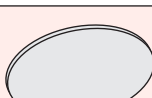
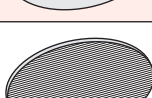
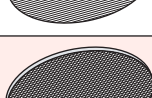
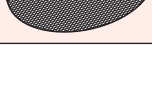
5 YEAR WARRANTY
Limited



ORDERING INFO

SERIES	LED MODULE WATTAGE AND INFORMATION	CRI / COLOR	BEAM	HSG TYPE	DRIVER	VOLTAGE	FINISH	OPTIONS
MF3QBN-S MULTIFORMS MF300 Series Recessed 4-Light Straight Aperture Adjustable Accent Trimless Fixture New Construction Housing	BRIDGELUX	8027 80CRI / 2700K Bridgelux / CREE	BRIDGELUX	TD Trim Mounted	D1 Phase Dimming (120V only)	1 120V U 120-277V	BB Black WW White SS Silver XX Custom	IC* Insulated Ceiling EM Remotely Mounted Emergency LED Inverter * See drawing for extended length dimension
	11L 11W LED / 825lm nom.	8030 80CRI / 3000K Bridgelux / CREE	N Narrow 20°	TD Trim Mounted	D2 0-10V Dimming (120-277V only)			
	16L 16W LED / 1100lm nom.	8035 80CRI / 3500K Bridgelux / CREE	M Medium 28°	Double Gimbal	D3 Lutron Hi-lume™ Forward Phase (120V only)			
		8040 80CRI / 4000K Bridgelux / CREE	W Wide 40°	YG Yoke Gimbal Flush to Ceiling Line	D4 Lutron Hi-lume™ EcoSystem™ & 3 wire 1% (120-277V only)			
		9027 90CRI / 2700K Bridgelux Only	V Very Wide 74°	GG Regressed Yoked Gimbal*	DE Lutron Hi-lume™ EcoSystem™ 1% with Soft-On, Fade-to-Black™ 1% (120-277V only)			
		9030 90CRI / 3000K Bridgelux Only		RG Retractable Yoked Gimbal				
		9727 97CRI / 2700K Bridgelux Only		ValuDIM™				
		9730 97CRI / 3000K Bridgelux Only		N Narrow 17°				
		9527 95CRI / 2700K CREE Only		M Medium 25°				
		9530 95CRI / 3000K CREE Only		W Wide 38°				
	9535 95CRI / 3500K CREE Only							
	9540 95CRI / 4000K CREE Only							
	9220 92CRI / 3000-2000K Warm Dimming ValuDIM Only							
MF3QBN-S								

Example: **MF3QBN-S-14C-8027-N-TD-D2-U-BB-IC**

OPTICAL ACCESSORY	DESCRIPTION	LIGHT SOURCE
		SMALL
		<ul style="list-style-type: none"> • MR16 • CMHMR16 • 50mm LED
	Clear Lens	OPTB-CLR
	Clear Lens - LED Film	OPTB-L-CLR
	UV Lens	OPTB-UVL
	Hex Cell Louver	OPTB-HXL
	Diffusion Lens	OPTB-DFL
	Diffusion Lens - LED Film	OPTB-L-DFL
	Linear Spread Lens	OPTB-LSL
	Linear Spread Lens - LED Film	OPTB-L-LSL
	Prismatic Spread Lens	OPTB-PSL
	Snoot - Black	OPTB-SNB
	Snoot - White	OPTB-SNW
	Snoot - Silver	OPTB-SNS
	Snoot - White With Black Splay	OPTB-SNWB
	Snoot - Silver With Black Splay	OPTB-SNSB

* Other filters, colored glass, dichroics & micro-lenses available upon request



ValuDIM™

LF Illumination's new **ValuDIM™** warm dimming allows the features of warm dimming technology to be installed in fixtures and price points once thought impossible. The small footprint LED COB design uses many of our standard subassembly components and is compatible with virtually all standard dimming protocols currently available.

The LED itself maintains 95CRI typ (92CRI min) across the usable CCT range of 3000K to 2000K and dims down to around 2% visible light output. ValuDIM™ comes in three standard beam spread offerings of 17° narrow, 25° medium and 38° wide.



5 YEAR WARRANTY
Limited