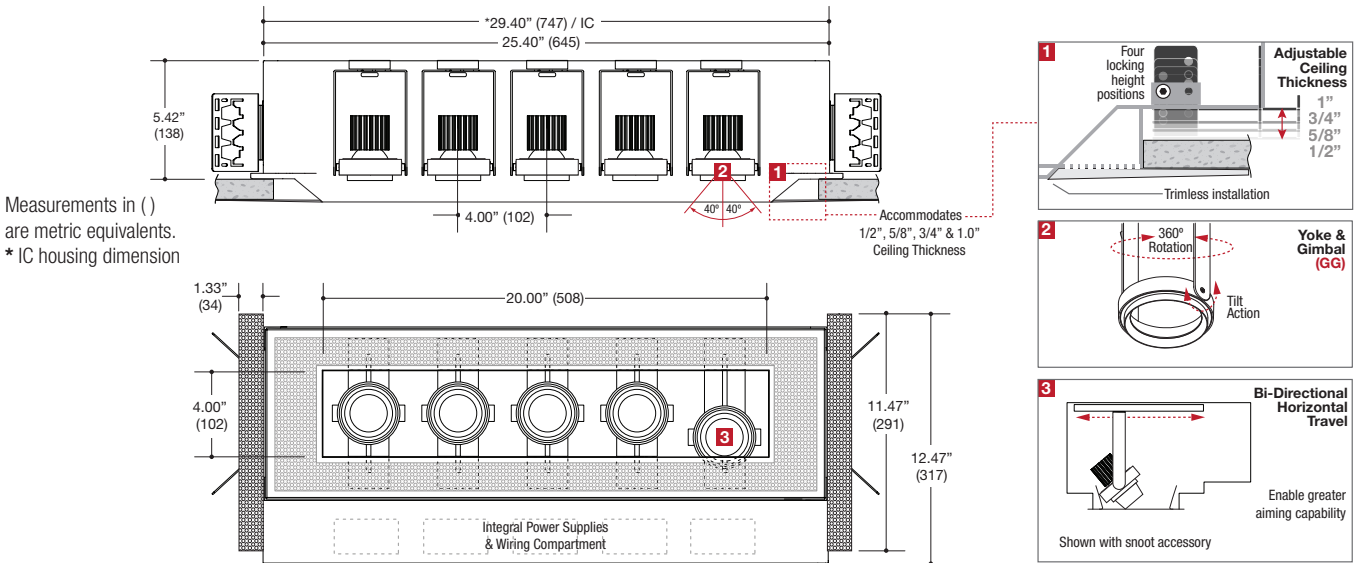


**TRIMLESS**

**LED**

**SMALL**

PROJECT	TYPE	CATALOG NUMBER
---------	------	----------------



Measurements in ( ) are metric equivalents.  
\* IC housing dimension

#### DESCRIPTION

- Five light recessed accent / downlight -Small size
- All steel 18GA construction with powder coat finish
- Trimless insert with 4" x 20" open aperture
- Perforated metal mesh frame for mudding right to the aperture
- Vent holes for cooler operating temperature
- Knife-like trimless aperture edge with angle sleeve walls for clean look
- **Ceiling Cut-Out - 7.06" x 24.38"**

#### LED Source

- Field-replaceable integral LED module
- Field-changeable optic
- Bridgelux / CREE / ValuDIM™
- Accepts up to 2 or more optical accessories
- Single gimbal lamp holder with tilt aiming
- Yoke with 360°+ rotation
- Regressed adjustable yoke
- Bi-Directional Horizontal travel for extreme aiming

#### ELECTRICAL

- Field-replaceable integral LED driver
- Electrical wiring compartment integrated into housing construction
- Thermal protection
- Easy maintenance access through ceiling opening
- Rated for through-branch wiring
- Dimmable

#### MOUNTING

- Butterfly brackets for commercial installation in drywall, and other mud in ceiling types
- Perforated plate adjusts for 1/2", 5/8", 3/4" & 1.0" ceiling thickness
- Heavy-Duty **L-Bars™** hanger bar system ordered separately **LF #LBARS4PK**

#### LABELS

- Suitable for damp location

Patent Pending



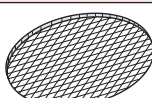
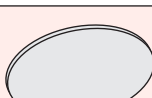
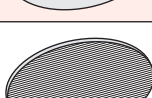
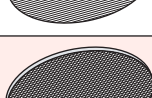
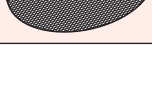
**5 YEAR WARRANTY**  
Limited



#### ORDERING INFO

SERIES	LED MODULE WATTAGE AND INFORMATION	CRI / COLOR	BEAM	HSG TYPE	DRIVER	VOLTAGE	FINISH	OPTIONS
<b>MF15BN-S</b>  MULTIFORMS MF100 Series Recessed 5-Light Knife Aperture Adjustable Accent Trimless Fixture New Construction Housing	<b>BRIDGELUX</b> 11L 11W LED / 825lm nom. 16L 16W LED / 1100lm nom.	<b>8027</b> 80CRI / 2700K Bridgelux / CREE <b>8030</b> 80CRI / 3000K Bridgelux / CREE <b>8035</b> 80CRI / 3500K Bridgelux / CREE <b>8040</b> 80CRI / 4000K Bridgelux / CREE <b>9027</b> 90CRI / 2700K Bridgelux Only <b>9030</b> 90CRI / 3000K Bridgelux Only	<b>BRIDGELUX</b> <b>N</b> Narrow 20° <b>M</b> Medium 28° <b>W</b> Wide 40° <b>V</b> Very Wide 74°	<b>GG</b> Regressed Gimbal	<b>D1</b> Phase Dimming (120V only) <b>D2</b> 0-10V Dimming (120-277V only) <b>D3</b> Lutron Hi-lume™ Forward Phase (120V only) <b>D4</b> Lutron Hi-lume™ EcoSystem™ & 3 wire 1% (120-277V only) <b>DE</b> Lutron Hi-lume™ EcoSystem™ 1% with Soft-On, Fade-to-Black™ 1% (120-277V only)	<b>1</b> 120V <b>U</b> 120-277V	<b>BB</b> Black <b>WW</b> White <b>SS</b> Silver <b>XX</b> Custom	<b>IC*</b> Insulated Ceiling  <b>EM</b> Remotely Mounted Emergency LED Inverter  * See drawing for extended length dimension
	<b>CREE</b> 09C 09W LED / 900lm nom. 14C 14W LED / 1200lm nom. 20C 20W LED / 1600lm nom.	<b>9727</b> 97CRI / 2700K Bridgelux Only <b>9730</b> 97CRI / 3000K Bridgelux Only <b>9527</b> 95CRI / 2700K CREE Only <b>9530</b> 95CRI / 3000K CREE Only <b>9535</b> 95CRI / 3500K CREE Only <b>9540</b> 95CRI / 4000K CREE Only	<b>CREE</b> <b>N</b> Narrow 16° <b>M</b> Medium 28° <b>W</b> Wide 42° <b>V</b> Very Wide 73°					
	<b>ValuDIM™</b> 15V 15W LED / 810lm nom. 3000-2000K Warm Dimming	<b>9220</b> 92CRI / 3000-2000K Warm Dimming ValuDIM Only	<b>ValuDIM™</b> <b>N</b> Narrow 17° <b>M</b> Medium 25° <b>W</b> Wide 38°					
	<b>MF15BN-S</b>							

Example: **MF15BN-S-14C-8027-N-GG-D1-1-BB-IC**

OPTICAL ACCESSORY	DESCRIPTION	LIGHT SOURCE
		SMALL
		<ul style="list-style-type: none"> <li>• MR16</li> <li>• CMHMR16</li> <li>• 50mm LED</li> </ul>
	Clear Lens	OPTB-CLR
	Clear Lens - LED Film	OPTB-L-CLR
	UV Lens	OPTB-UVL
	Hex Cell Louver	OPTB-HXL
	Diffusion Lens	OPTB-DFL
	Diffusion Lens - LED Film	OPTB-L-DFL
	Linear Spread Lens	OPTB-LSL
	Linear Spread Lens - LED Film	OPTB-L-LSL
	Prismatic Spread Lens	OPTB-PSL
	Snoot - Black	OPTB-SNB
	Snoot - White	OPTB-SNW
	Snoot - Silver	OPTB-SNS
	Snoot - White With Black Splay	OPTB-SNWB
	Snoot - Silver With Black Splay	OPTB-SNSB

\* Other filters, colored glass, dichroics & micro-lenses available upon request



**ValuDIM™**

LF Illumination's new **ValuDIM™** warm dimming allows the features of warm dimming technology to be installed in fixtures and price points once thought impossible. The small footprint LED COB design uses many of our standard subassembly components and is compatible with virtually all standard dimming protocols currently available.

The LED itself maintains 95CRI typ (92CRI min) across the usable CCT range of 3000K to 2000K and dims down to around 2% visible light output. ValuDIM™ comes in three standard beam spread offerings of 17° narrow, 25° medium and 38° wide.



**5 YEAR WARRANTY**  
Limited