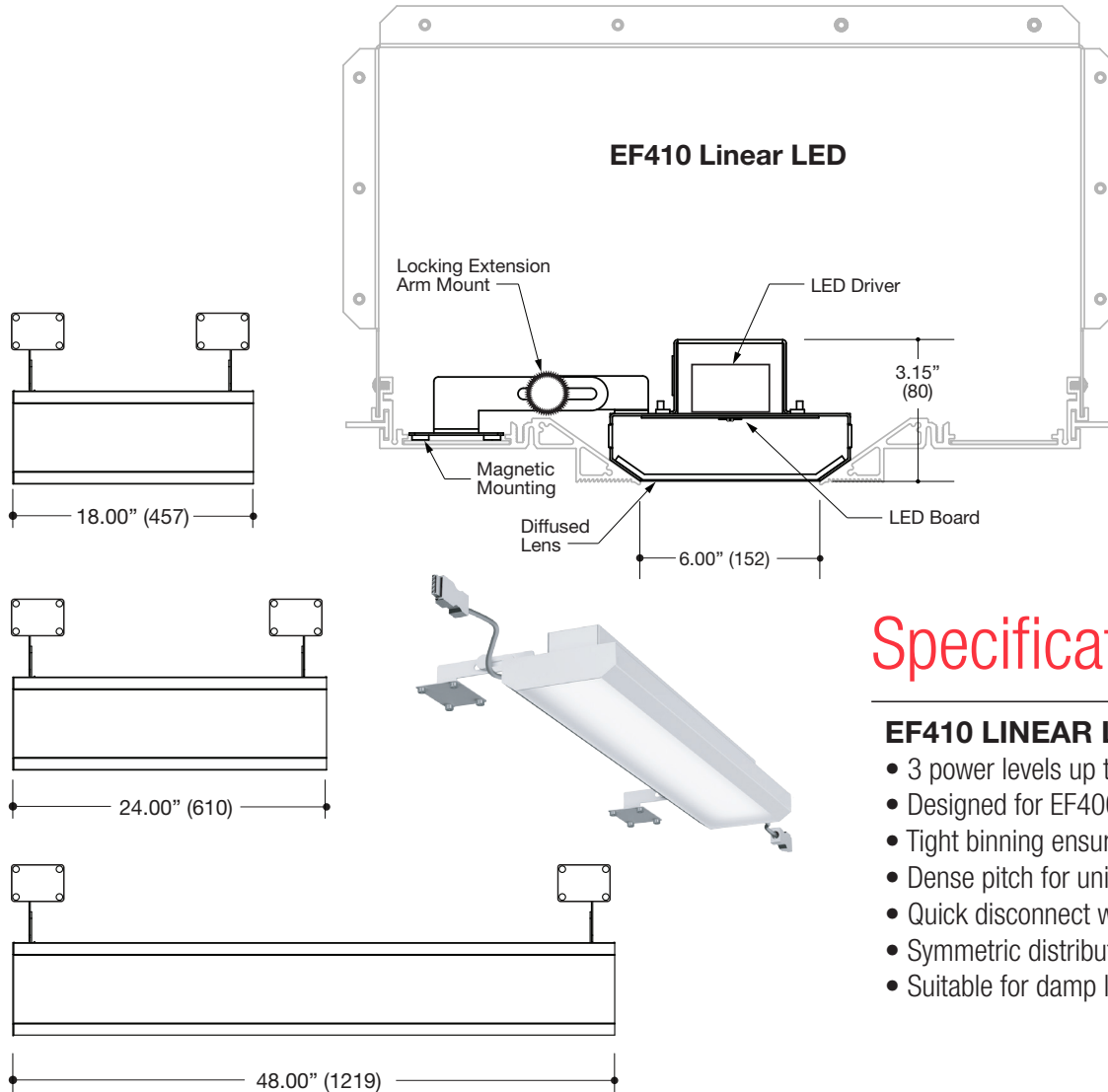


PROJECT	TYPE	CATALOG NUMBER
---------	------	----------------



Specifications

EF410 LINEAR LED

- 3 power levels up to 1200 lumens per foot
- Designed for EF400C channel / 6" aperture
- Tight binning ensures color consistency
- Dense pitch for uniform output
- Quick disconnect wiring for continuous runs
- Symmetric distribution / protective lens
- Suitable for damp location

**5 YEAR
WARRANTY**
Limited



ORDERING INFO

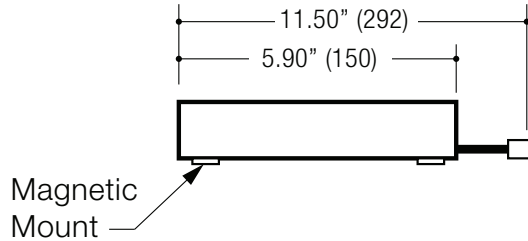
SERIES	LED WATTAGE / FT	CRI / COLOR	LENS	DRIVER	LENGTH	VOLTAGE	FINISH
EF410-D EF400 Series Linear LED Fixture Designed for EF400 System D Size Open Channels Trimless Edge New Construction Housing	04F 04W LED / 440lm / ft nom	8027 80CRI / 2700K	LN White satin acrylic lens	D2 0-10V Dimming (120-277V only)	018 18" / 1.5 ft 024 24" / 2 ft 048 48" / 4 ft	1 120V (D3 only) U 120-277V (universal)	BB Black WW White
	08F 08W LED / 840lm / ft nom	8030 80CRI / 3000K		D3 Lutron Hi-lume™ Forward Phase (120V only)			
	12F 12W LED / 1200lm / ft nom	8035 80CRI / 3500K		8040 80CRI / 4000K	D4 Lutron Hi-lume™ EcoSystem™ & 3 wire 1% (120-277V only)		
		9027 90CRI / 2700K		9030 90CRI / 3000K	DE Lutron Hi-lume™ EcoSystem™ 1% with Soft-On, Fade-to-Black™ (120-277V only)		
		9035 90CRI / 3500K		9040 90CRI / 4000K			
EF410-D							

Example: **EF410-D-04F-8027-LN-D2-018-U-BB**

PROJECT	TYPE	CATALOG NUMBER
---------	------	----------------

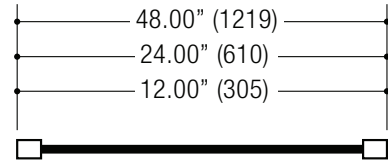
ELECTRICAL COMPONENTS

EF4FD
POWER STARTER FEED
 Electrical Component



Starter box

EFXJW
JUMPER WIRE
 Electrical Component



Jumper Wire

ORDERING INFO

SERIES	VOLTAGE	FINISH
EF4FD Power Starter Feed	U 5 Wire / 0-10V Capable	BB Black WW White

Ordering Example: **EF4FD-U-BB**

ORDERING INFO



SERIES	DESCRIPTION	VOLTAGE	FINISH
EFXJW Jumper Wire	012 Jumper Wire 1' 024 Jumper Wire 2' 048 Jumper Wire 4'	U 5 Wire / 0-10V Capable	BB Black WW White

Ordering Example: **EFXJW-024-U-BB**

TYPICAL COMPONENT INSTALLATION

