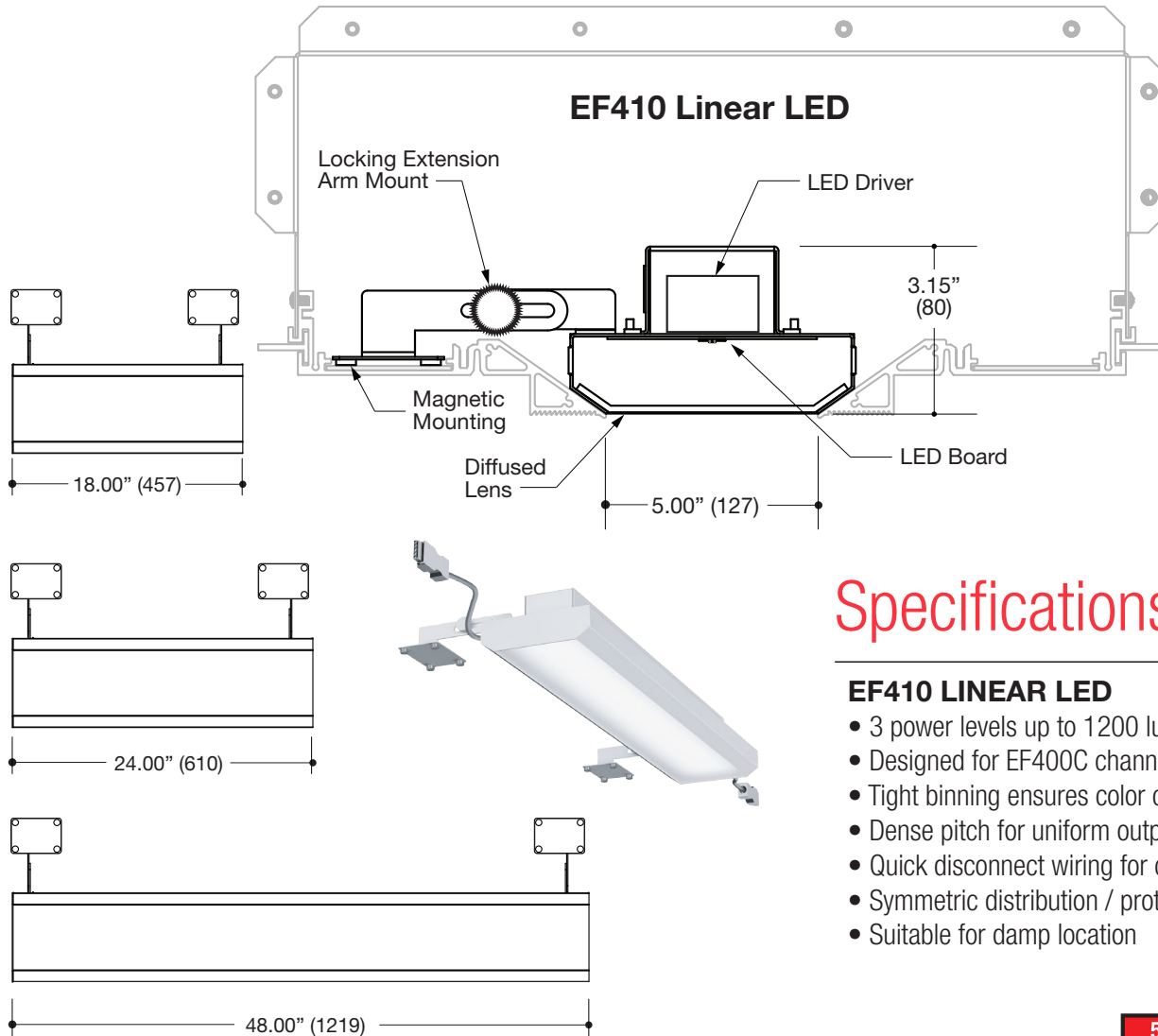


| | | |
|---------|------|----------------|
| PROJECT | TYPE | CATALOG NUMBER |
|---------|------|----------------|



Specifications

EF410 LINEAR LED

- 3 power levels up to 1200 lumens per foot
- Designed for EF400C channel / 5" aperture
- Tight binning ensures color consistency
- Dense pitch for uniform output
- Quick disconnect wiring for continuous runs
- Symmetric distribution / protective lens
- Suitable for damp location

**5 YEAR
WARRANTY**
Limited



ORDERING INFO

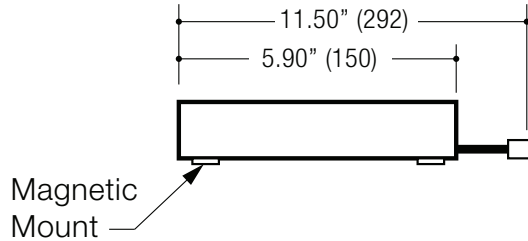
| SERIES | LED WATTAGE / FT | CRI / COLOR | LENS | DRIVER | LENGTH | VOLTAGE | FINISH |
|--|--------------------------------------|---------------------------|---------------------------------------|---|---|--|-----------------|
| EF410-C EF400 Series Linear LED Fixture Designed for EF400 System C Size Open Channels Trimless Edge New Construction Housing | 04F 04W LED / 440lm / ft nom | 8027 80CRI / 2700K | LN White satin acrylic lens | D2 0-10V Dimming (120-277V only) D3 Lutron Hi-lume™ Forward Phase (120V only) D4 Lutron Hi-lume™ EcoSystem™ & 3 wire 1% (120-277V only) DE Lutron Hi-lume™ EcoSystem™ 1% with Soft-On, Fade-to-Black™ (120-277V only) | 018 18" / 1.5 ft 024 24" / 2 ft 048 48" / 4 ft | 1 120V (D3 only) U 120-277V (universal) | BB Black |
| | 08F 08W LED / 840lm / ft nom | 8030 80CRI / 3000K | | | | | WW White |
| | 12F 12W LED / 1200lm / ft nom | 8035 80CRI / 3500K | | | | | |
| | | 8040 80CRI / 4000K | | | | | |
| | | 9027 90CRI / 2700K | | | | | |
| | | 9030 90CRI / 3000K | | | | | |
| | | 9035 90CRI / 3500K | | | | | |
| | 9040 90CRI / 4000K | | | | | | |
| EF410-C | | | | | | | |

Example: **EF410-C-04F-8027-LN-D2-018-U-BB**

| | | |
|---------|------|----------------|
| PROJECT | TYPE | CATALOG NUMBER |
|---------|------|----------------|

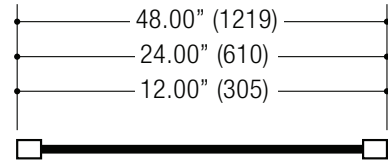
ELECTRICAL COMPONENTS

EF4FD
POWER STARTER FEED
 Electrical Component



Starter box

EFXJW
JUMPER WIRE
 Electrical Component



Jumper Wire

ORDERING INFO

| SERIES | VOLTAGE | FINISH |
|------------------------------------|---------------------------------|------------------------------------|
| EF4FD Power Starter Feed | U 5 Wire / 0-10V Capable | BB Black WW White |

Ordering Example: **EF4FD-U-BB**

ORDERING INFO



| SERIES | DESCRIPTION | VOLTAGE | FINISH |
|-----------------------------|---|---------------------------------|------------------------------------|
| EFXJW Jumper Wire | 012 Jumper Wire 1' 024 Jumper Wire 2' 048 Jumper Wire 4' | U 5 Wire / 0-10V Capable | BB Black WW White |

Ordering Example: **EFXJW-024-U-BB**

TYPICAL COMPONENT INSTALLATION

