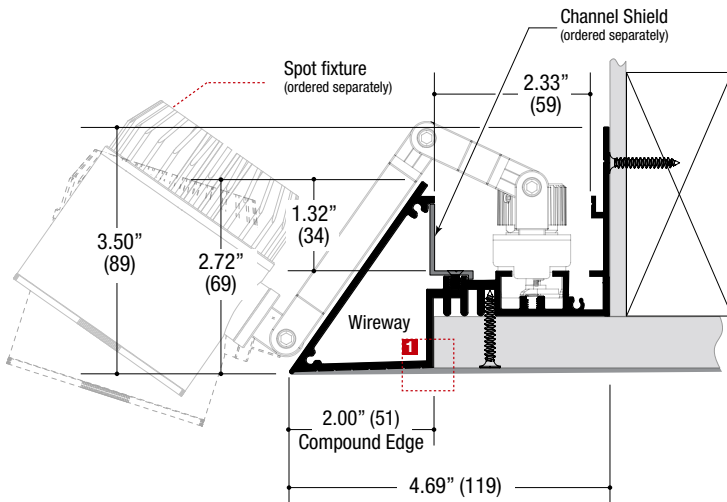


PROJECT	TYPE	CATALOG NUMBER
---------	------	----------------



**EFK1**

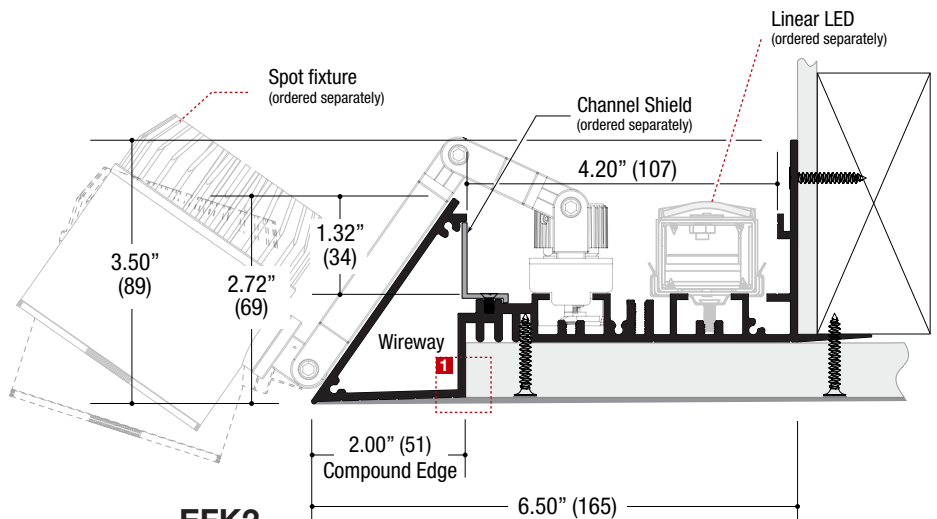
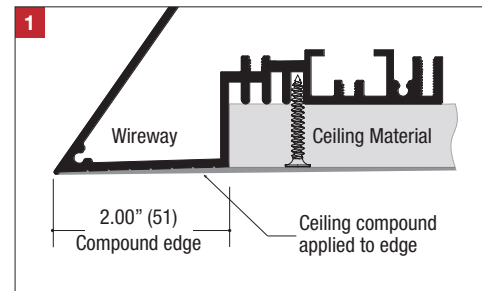
**EFK1 APPLICATION**

- Single Channel Extrusion
- For use with EF208 fixtures

**TRIMLESS EDGE**

- Extruded aluminum construction
- Field cuttable
- Powder coat finish

Patents Pending



**EFK2**

**EFK2 APPLICATION**

- Dual Channel Extrusion
- For use with EF208 fixtures can be used in conjunction with EF650 Linear LED (Shown)
- Accepts EF600 Cove Lighting (No EF208)

**TRIMLESS EDGE**

- Extruded aluminum construction
- Field cuttable
- Powder coat finish

Patents Pending

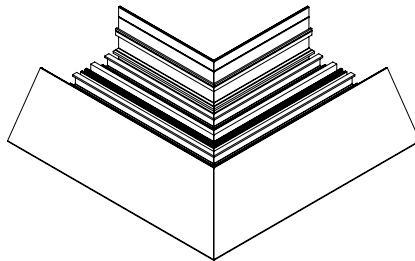
**ORDERING INFO**

SERIES	LENGTH	FINISH
<b>EFK1</b> SINGLE CHANNEL Extruded Aluminum	048 4' length	BB Black
	072 6' length	WW White
	096 8' length	XX Custom
	120 10' length	
<b>EFK2</b> DUAL CHANNEL Extruded Aluminum		

Ordering Example: **EFK1-048-BB**

PROJECT	TYPE	CATALOG NUMBER
---------	------	----------------

**EFK21L90U**  
(Single Channel)  
**EFK22L90U**  
(Dual Channel)



**Outside Corner 90°**

**APPLICATION**

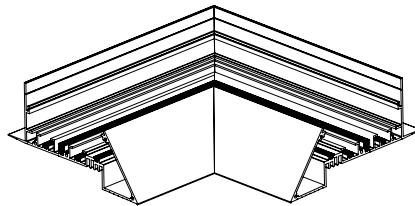
- Outside corner
- Use with EFK1 / EFK2 channel

**TRIMLESS EDGE**

- Extruded aluminum construction
- Powder coat finish

Patents Pending

**EFK21L90N**  
(Single Channel)  
**EFK22L90N**  
(Dual Channel)



**Inside Corner 90°**

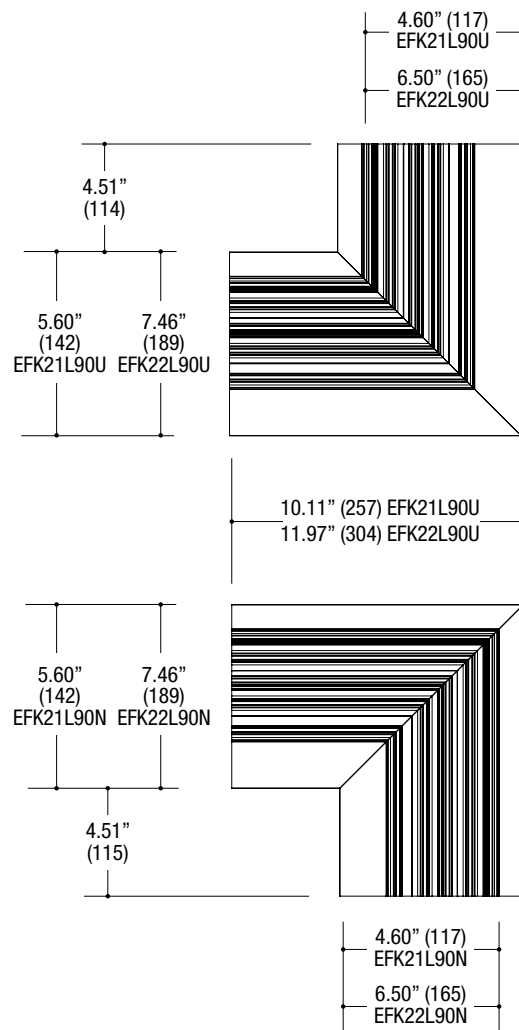
**APPLICATION**

- Inside corner
- Use with EFK1 / EFK2 channel

**TRIMLESS EDGE**

- Extruded aluminum construction
- Powder coat finish

Patents Pending



**ORDERING INFO**

SERIES	FINISH
<b>EFK21L90U</b> <b>OUTSIDE CORNER 90°</b> Single Channel Meets EFK1 Channel	<b>BB</b> Black <b>WW</b> White <b>XX</b> Custom
<b>EFK22L90U</b> <b>OUTSIDE CORNER 90°</b> Dual Channel Meets EFK2 Channel	<b>Custom Angles Available</b>

Ordering Example: **EFK21L90U-BB**

**ORDERING INFO**

SERIES	FINISH
<b>EFK21L90N</b> <b>INSIDE CORNER 90°</b> Single Channel Meets EFK1 Channel	<b>BB</b> Black <b>WW</b> White <b>XX</b> Custom
<b>EFK22L90N</b> <b>INSIDE CORNER 90°</b> Dual Channel Meets EFK2 Channel	<b>Custom Angles Available</b>

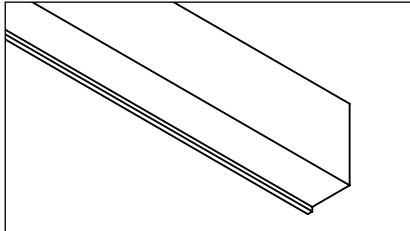
Ordering Example: **EFK21L90N-BB**



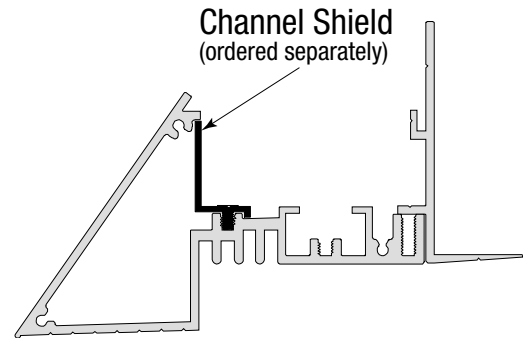
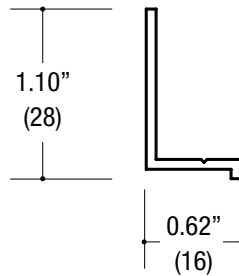
PROJECT	TYPE	CATALOG NUMBER
---------	------	----------------

#### EFXSH CHANNEL SHIELD

Meets EFK1 / EFK2 Channel  
No Finish



#### EFXSH



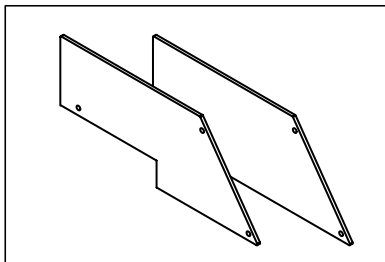
#### ORDERING INFO

SERIES	
<b>EFXSH</b> CHANNEL SHIELD Meets EFK1 / EFK2 Channel Extrusions	<b>096</b> Channel Shield 8'

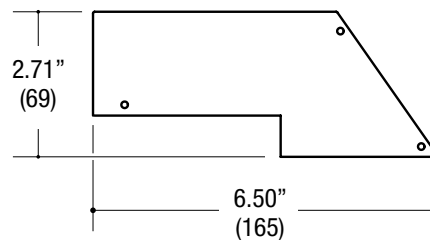
Ordering Example: **EFXSH-096**

#### EFK2XC

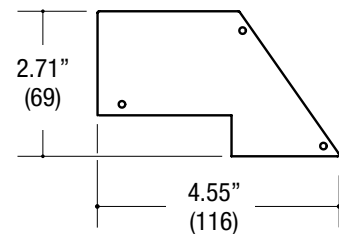
Channel End Caps Sets  
Meets EFK1 / EFK2 Channel



#### EFK22C



#### EFK21C



#### ORDERING INFO

SERIES	FINISH
<b>EFK21C</b> Single Channel End Cap Set	<b>BB</b> Black <b>WW</b> White <b>XX</b> Custom
<b>EFK22C</b> Dual Channel End Cap Set	

Ordering Example: **EFK21C-BB**

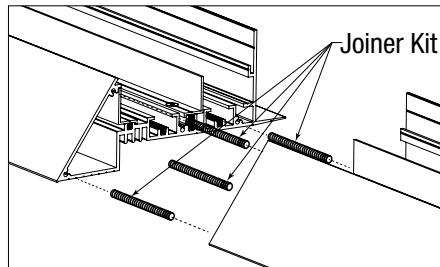


PROJECT

TYPE

CATALOG NUMBER

**EFXJN**  
**CHANNEL JOINER KIT**  
Meets EFK1 / EFK2 Channel  
No Finish



**ORDERING INFO**

SERIES
<b>EFXJN</b> <b>CHANNEL JOINER KIT</b> Meets EFK1 / EFK2 Channel Extrusions

Ordering Example: **EFXJN**