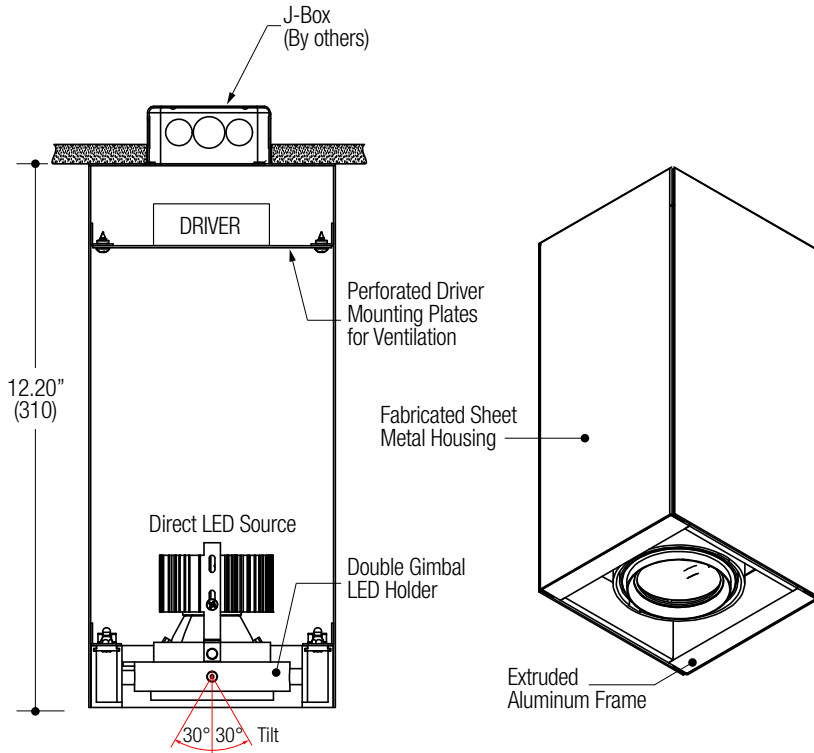


PROJECT	TYPE	CATALOG NUMBER
---------	------	----------------

Measurements in ( ) are metric equivalents.



### SQUARE HOUSING

- One light accent / fixture medium size
- 1.50" x .75" extruded aluminum frame with .188" aluminum cross blades
- Fabricated sheet metal housing
- Double gimbal lamp holder
- 30° x 30° tilt aiming

### LED SOURCE

- Field-replaceable integral LED module
- Field-changeable optics
- Bridgelux or CREE - See Performance Chart
- Accepts up to 2 optical accessories

### ELECTRICAL

- Field accessible junction box wiring and power supply enclosure, access from below
- Perforated / vented power supply enclosure
- Integral thermal protection
- Easy maintenance access
- Optional dimming

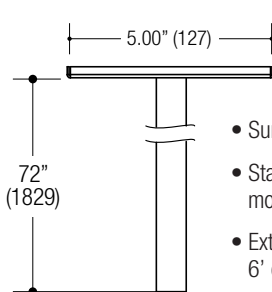
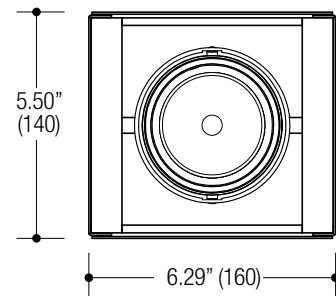
### MOUNTING

- 2 Pendant kit options or directly to junction box

### LABELS

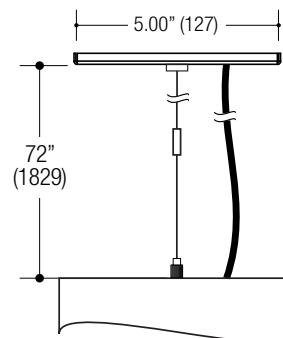
- Suitable for damp location

**5 YEAR WARRANTY**  
Limited



### STEM Stem Kit

- Surface mount canopy
- Standard J-box surface mounting hardware
- Extruded aluminum stem 6' overall length
- Fixture mounting hardware





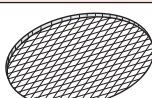
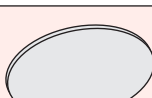
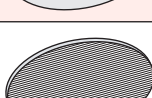
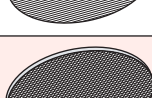
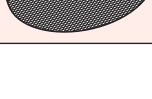
### SUPL Power Supply Kit

- Surface mount canopy
- Standard J-box surface mounting hardware
- Power supply line & Safety cable 6' overall length
- Connecting hardware

### ORDERING INFO

SERIES	BRIDGELUX	CRI / COLOR	CREE	CRI / COLOR	BEAM	DRIVER	VOLTAGE	FINISH	MOUNTING	OPTIONS
<b>SRBSP-C</b>  CYLINDER SQUARE  Medium Double Gimbal	17L	8027	20C	8027	N	D1 Phase Dimming (120V only)	1 120V U 120-277V	BB Black WW White SS Silver XX Custom	Leave blank for Surface Mount	EM Emergency
	22L	8030	28C	8030	Narrow	D2 0-10V Dimming				
		8035		8035	M	D3 Lutron Hi-lume...* Forward Phase				
		8040		8040	Medium	2 wire 1% (120V only)				
		9027		9527	W	D4 Lutron Hi-lume...*				
		9030		9530	Wide	EcoSystem™ & 3 wire (1%)				
		9727		9535		DE Lutron Hi-lume... EcoSystem™* 1% w/Soft-On, Fade-to-Black™				
	9730		9540							
<b>REFERENCE PERFORMANCE CHART</b>						*Consult factory for further dimming options				
<b>SRBSP-C</b>			or							

Ordering Example: **SRBSP-C-22L-8027-N-D2-U-BB-SUPL**


OPTICAL ACCESSORY	DESCRIPTION	LIGHT SOURCE
		MEDIUM
		• 70mm LED
	Clear Lens	OPTC-CLR
	Clear Lens - LED Film	OPTC-L-CLR
	UV Lens	OPTC-UVL
	Hex Cell Louver	OPTC-HXL
	Diffusion Lens	OPTC-DFL
	Diffusion Lens - LED Film	OPTC-L-DFL
	Linear Spread Lens	OPTBC-LSL
	Linear Spread Lens - LED Film	OPTC-L-LSL
	Prismatic Spread Lens	OPTC-PSL
	Snoot - Black	OPTC-SNB
	Snoot - White	OPTC-SNW
	Snoot - Silver	OPTC-SNS
	Snoot - White With Black Splay	OPTC-SNWB
	Snoot - Silver With Black Splay	OPTC-SNSB

\* Other filters, colored glass, dichroics & micro-lenses available upon request

## LED Performance Chart

### BRIDGELUX

WATTAGE / LUMENS	CRI / COLOR	BEAM
<b>17L</b> 17W LED / 1700lm nom.	<b>8027</b> 80CRI / 2700K	<b>N</b>
<b>22L</b> 22W LED / 2200lm nom.	<b>8030</b> 80CRI / 3000K	Narrow 22°
	<b>8035</b> 80CRI / 3500K	<b>M</b>
	<b>8040</b> 80CRI / 4000K	Medium 43°
	<b>9027</b> 90CRI / 2700K	<b>W</b>
	<b>9030</b> 90CRI / 3000K	Wide 58°
	<b>9727</b> 97CRI / 2700K	
	<b>9730</b> 97CRI / 3000K	



### CREE

WATTAGE / LUMENS	CRI / COLOR	BEAM
<b>20C</b> 20W LED / 1800lm nom.	<b>8027</b> 80CRI / 2700K	<b>N</b>
<b>28C</b> 28W LED / 2200lm nom.	<b>8030</b> 80CRI / 3000K	Narrow 14°
	<b>8035</b> 80CRI / 3500K	<b>M</b>
	<b>8040</b> 80CRI / 4000K	Medium 30°
	<b>9527</b> 95CRI / 2700K	<b>W</b>
	<b>9530</b> 95CRI / 3000K	Wide 40°
	<b>9535</b> 95CRI / 3500K	
	<b>9540</b> 95CRI / 4000K	

