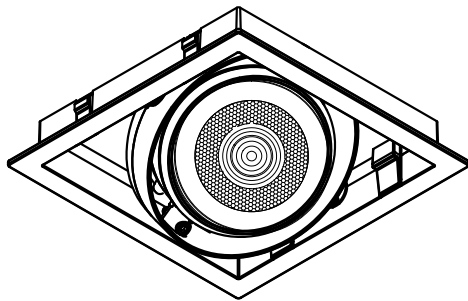


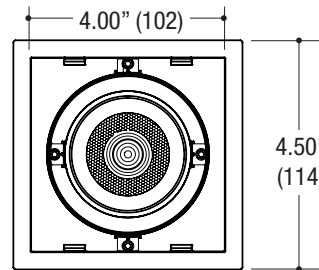
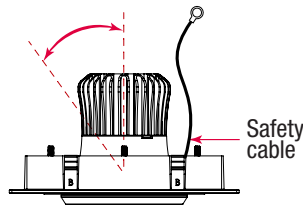
PROJECT	TYPE	CATALOG NUMBER
---------	------	----------------

8122B SQUARE GIMBAL ADJUSTABLE TRIMMED ACCENT - VF100 Series recessed downlight and housing configurations represent the pinnacle of innovation for the architectural industry. These fixtures meet and exceed the needs of today's lighting designers and specifiers for small recessed fixtures that perform.

Measurements in () are metric equivalents.



- 360° Lockable horizontal rotation
- 07S = 40° x 40° Locking vertical tilt aiming
- 10S = 33° x 33° Locking vertical tilt aiming



REPLACES GIMBALO



Specifications

SQUARE DOWNLIGHT

- Recessed gimbal adjustable downlight
- 4.50" square die-cast aluminum trim
- Double gimbal assembly
- .25" face trim
- Snap in spring retainers for easy trim insertion and removal
- Safety cable included
- Powder coat finish

TRIM ORDERING INFO

TRIM SERIES	SORAA	CRI / COLOR	BEAM	TRIM FINISH
8122B For New Construction Housing	07S 10S	8027 80CRI / 2700K 8030 80CRI / 3000K 8040 80CRI / 4000K 9527 95CRI / 2700K 9530 95CRI / 3000K 9540 95CRI / 4000K	N Narrow 10° Works with SORAA Snap-System	MB Black MW White XX Custom
BULLSEYE™ SERIES 4.50" SQUARE Trimmed Accent Adjustable Downlight				

Example: **8122B-10S-8030-N-MB**

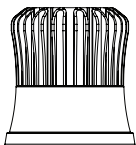
5 YEAR WARRANTY
Limited



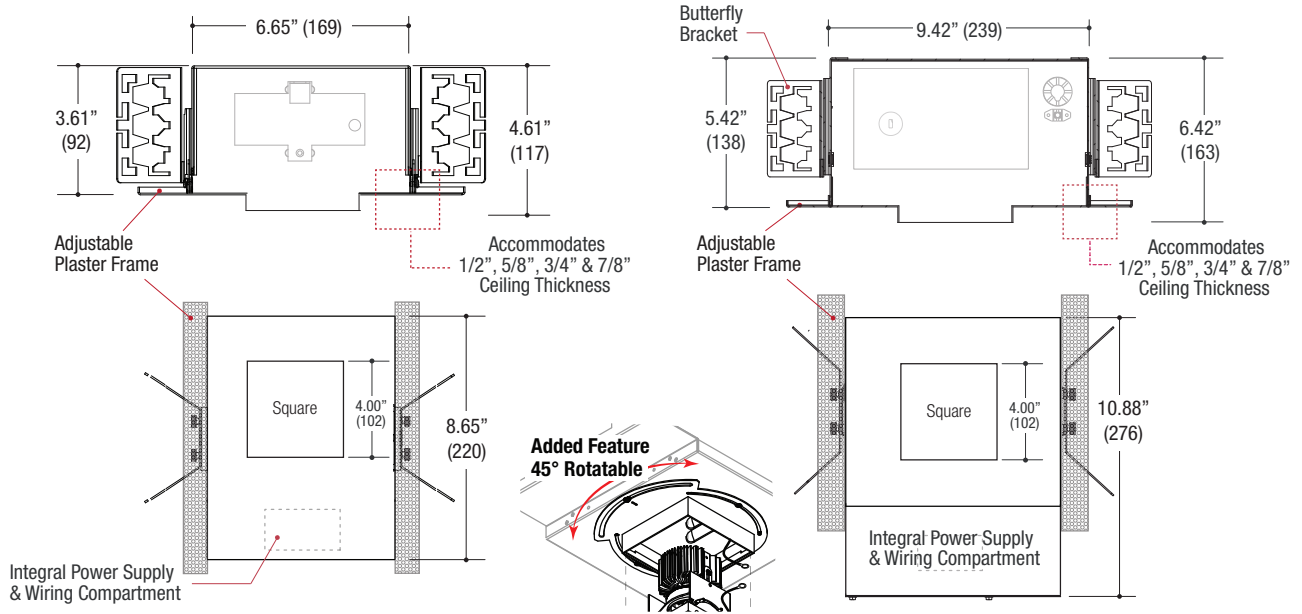
LED Performance Chart

SORAA 2" MODULE

WATTAGE / LUMENS	CRI / COLOR
07S 07W LED / 650lm nom.	8027 80CRI / 2700K
10S 10W LED / 800lm nom.	8030 80CRI / 3000K
	8040 80CRI / 4000K
	9527 95CRI / 2700K
	9530 95CRI / 3000K
	9540 95CRI / 4000K



Measurements in () are metric equivalents.



(VFS-1AA-T)
MINI SIZED HOUSING

(VFS-1BA-T)
SMALL SIZED HOUSING

Specifications

SQUARE TRIMMED HOUSING

- Housing of all steel construction
- Adjustable plaster frame
- Black powder coat finish
- **Ceiling Cut-out - 4.25" X 4.25"**

ELECTRICAL

- Field-replaceable integral LED driver
- Electrical wiring compartment integrated into housing construction
- Internal thermal protection
- Easy maintenance access through ceiling opening
- Rated for through-branch wiring
- Optional dimming

MOUNTING

- Butterfly brackets for commercial installation in drywall, wood, stone, acoustic tile, or other ceiling types
- Perforated plate adjusts for 1/2", 5/8", 3/4" & 7/8" ceiling thickness
- Includes heavy-duty **L-Bars™** hanger bar system for residential installation

LABELS



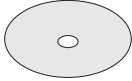







- Suitable for damp location
- **Air-Tight / IC Optional**



HOUSING ORDERING INFO

SERIES	SORAA	DRIVER	VOLTAGE	OPTIONS
VFS-1AA-T Mini Square Trimmed New Construction Housing	07S 07W LED	D1 Phase Dimming (120V only) D2 0-10V Dimming (120-277V only) D3 Lutron Hi-lume™* Forward Phase 2 wire 1% (120V only) D4 Lutron Hi-lume™* EcoSystem™ & 3 wire (1%) (120-277V only) DE Lutron Hi-lume™ EcoSystem™* 1% w/Soft-On, Fade-to-Black™ (120-277V only)	1 120V U 120-277V	IC Insulated Ceiling EM Remotely Mounted Emergency LED Inverter
	10S 10W LED			
VFS-1BA-T Small Square Trimmed New Construction Housing Black finish is standard		* VFR-1BA-T small housing only		

Ordering Example: **VFS-1BA-T-10S-D1-1-IC**

OPTICAL ACCESSORY	DESCRIPTION	07S and 10S
		SORAA SMALL 7W & 10W
		• SORAA Snap-System
	SLX16 Snap Lens Accessory Holder <i>(3 Magnetic Stand-offs Required for Bullseye 07S & 10S)</i>	OPTB-SLX16-HLD
	Hex Cell Louver Louver Snap 40° Cutoff	OPTB-SLX16-HXL Ø2.00" (51mm) nom.
	Diffusion Lens LED Film	OPTB-SLX16-L-DFL Ø2.00" (51mm) nom.
	Linear Snap 10° x 25°	OPTB-SLX16-LSN Ø2.00" (51mm) nom.
	Linear Snap 10° x 36°	OPTB-SLX16-LSL Ø2.00" (51mm) nom.
	Linear Snap 10° x 60°	OPTB-SLX16-LSW Ø2.00" (51mm) nom.
	25° Beam Spreader Snap	OPTB-SLX16-MED25 Ø2.00" (51mm) nom.
	36° Beam Spreader Snap	OPTB-SLX16-WID36 Ø2.00" (51mm) nom.
	60° Beam Spreader Snap	OPTB-SLX16-VWD60 Ø2.00" (51mm) nom.
	1/4 CTO CCT Shifter Snap	OPTB-SLX16-14CTO Ø2.00" (51mm) nom.
	1/2 CTO CCT Shifter Snap	OPTB-SLX16-12CTO Ø2.00" (51mm) nom.
	3/4 CTO CCT Shifter Snap	OPTB-SLX16-34CTO Ø2.00" (51mm) nom.
	Flat Top 25° x 25°	OPTB-SLX16-FT2 Ø2.00" (51mm) nom.
	Flat Top 36° x 36°	OPTB-SLX16-FT3 Ø2.00" (51mm) nom.
	Clear Lens	OPTB-SLX16-CLR Ø2.00" (51mm) nom.
	Enhance Lens	OPTB-SLX16-ENH Ø2.00" (51mm) nom.
	Aimable Lens	OPTB-SLX16-AIM Ø2.00" (51mm) nom.